

**Using official household surveys to build policy-oriented indicators on democratic governance:
Two decades of experience with NSOs in LDCs**

Mireille Razafindrakoto & François Roubaud

IRD - DIAL

*2nd International Conference on Governance, Crime and Justice Statistics
INEGI/UNODC, Mexico, 18-20 June 2014*



Outline

Motivations

Measuring and Monitoring Democratic Governance: Why, What, How?

Selected Examples

Global Lessons

[A paradox to explain: why DG statistics are more developed in LDCs - and even more in the poorest - than in developed countries?]



Motivations

Main changes in development strategies and research

I- Economic policies: The political economy matters!

“Good Governance” and Democracy: fundamental determining factors for the success of economic policies and development in general.

They do not play only an instrumental role, they are aspects which in themselves contribute to the well-being of a population and development *per se*.

Key-words Accountability, Ownership, Empowerment, Participation (PRSP, HIPC, MDG, APRM... Initiatives)

II- Research: Understanding “the interactions”

For the definition of adequate development strategies (to reduce poverty)--> need to achieve a better understanding of **the interaction between four dimensions:**

- Growth
- Distribution
- The quality of institutions (Governance, rule of law)
- The political system (Democracy)

Motivations (...)

New statistical challenges

Macro level : Development of International Databases (some examples):

- Indexes of perception of corruption (TI)
- Indexes of political liberties and civil rights (Freedom House)
- Ethno-linguistic fractionalization
- Quality of institutions/policies: CPIA, Worldwide Governance Indicators (WB)

| Indicators/ Databases | Institutions |
|---|--|
| Governance | |
| - CPIA (Country Policy and Institutional Assessment) | World Bank/IDA |
| - WGI (Voice and accountability, Political stability, Government effectiveness, Regulatory quality, Rule of law, Control of corruption) | World Bank/WBI |
| - ICRG (International Country Risk Guide) | Political Risk Services Group |
| - IEF (index of Economic Freedom) | The Heritage Foundation |
| - IPC (Perception Corruption Index) | Transparency International |
| Democracy | |
| - Political rights, Civil liberties, Freedom Status | Gastil/Freedom House |
| - Polity I-IV (Polity's institutionalized-democracy index) | Gurr/University of Maryland (CIDCM) |
| - Bollen's Index (Bollen's liberal-democracy Index) | Bollen/ University of North Carolina / (ICPSR) |
| Others indicators | |
| - ELF (Ethno-linguistic Fractionalization) | Roeder / Dept. Political Science, University of California, San Diego |
| - World Values Survey (Trust, well-being, etc.) | Inglehart / WVS Association, Institute for Social Research, University of Michigan |

Motivations (...)

New statistical challenges

International Databases (Expert assessments): shortcomings

- Reliability
- Ownership (transparency & accountability)
- Policy relevance (one point, one country)

Alternative: Household surveys

Graft modules on official household surveys to measure and monitor democratic governance (experience and voice of ordinary citizens)

The surveys (since Madagascar, 1995)

Governance and Democracy Modules grafted onto official household survey conducted by National Statistical Institutes

Survey support (stratified multi-stage sample surveys: area/HH) **for the Modules** (Individuals):

- **In Africa: 1-2-3 Survey** (augmented LFS, informal sector, consumption and poverty)
 - Madagascar 1995-2012: Capital + urban areas (2000, 2001); rural; enterprises surveys (time series)
 - West Africa 2001/2003: in 7 WAEMU capital cities (Abidjan, Bamako, Cotonou, Dakar, Lome, Ouagadougou and Niamey); Mali (2006, 2013; National); Benin (2006-2012, National); next round 2015
- **In Latin America: Standard National Household surveys** (ECH, Bolivia; SIE-ENEMDU, Ecuador; ENAHO, Peru). National and regional inference for Peru and Ecuador.
 - Peru 2002-2014: national level (18 000 HH sample in 2002; continuous survey from 2003 to date).
 - Ecuador 2004: (20 000 HH)
 - Bolivia 2004: national (1 700 HH).
 - Colombia 2005: urban areas.
- **In Asia:**
 - Vietnam 2008: **Vietnam Living Standard Measurement Survey** (VHLSS, National); Youth Integrity Survey 2010 (YIS, National), Global Corruption Barometer 2010 (GCB, Urban)...

100,000s persons interviewed

Selected examples

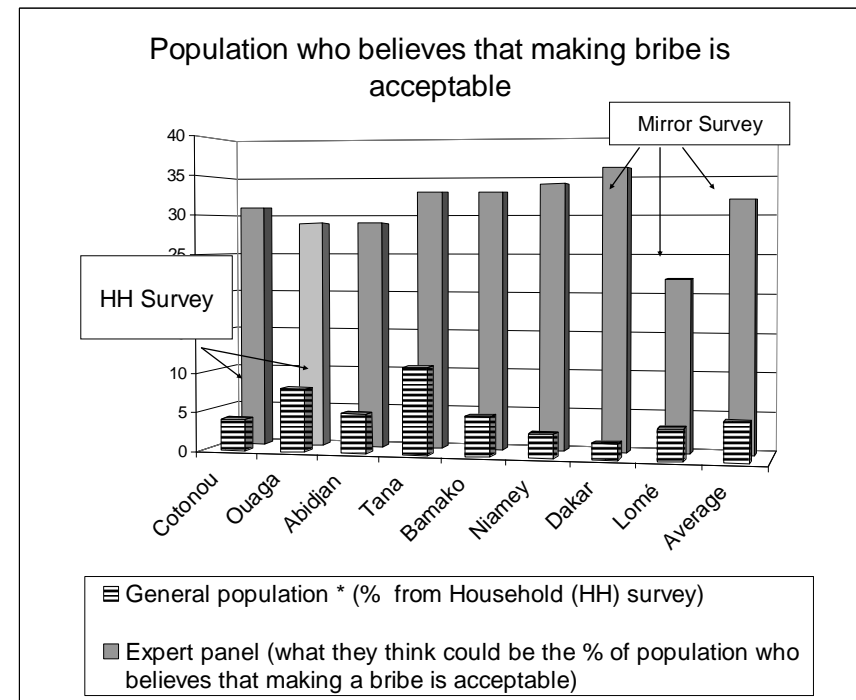
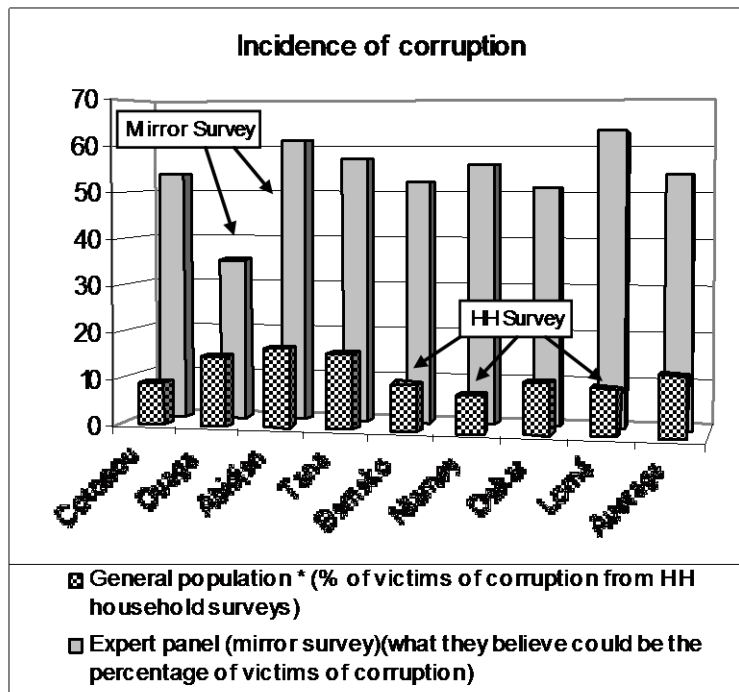
CORRUPTION: The need for complementary approaches/indicators

How far can we trust the experts' opinion on corruption?

☞ Discrepancies between real extent of corruption and experts' perception

→ On the level of corruption / To what extent corruption acceptable

→ On the relative positions (rank) of the different countries



Sources: *General Household Survey* (35,594 persons interviewed; 4,500 for each country in average); *Expert panel survey* or *Mirror survey* (350 persons surveyed; 40 experts for each country in average). * In Madagascar, results are drawn from the 2003 survey. Authors calculations.

DEMOCRACY

Democracy: a universal value

What does mean the concept of democracy in 8 African countries


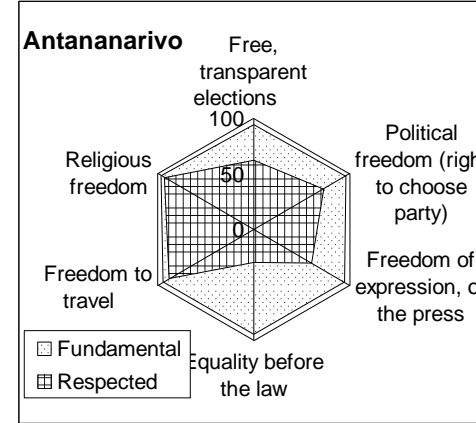
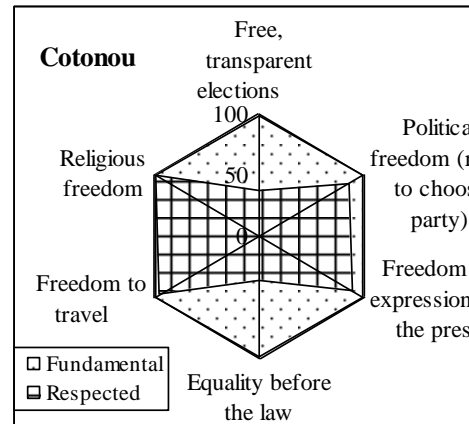
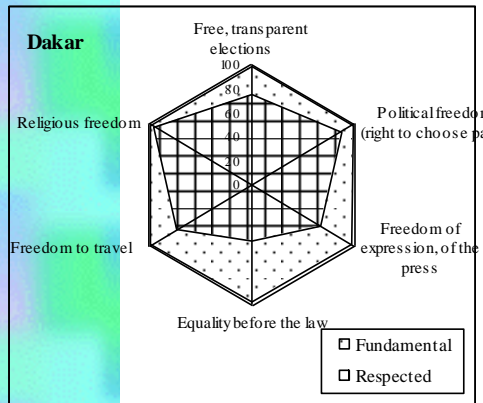
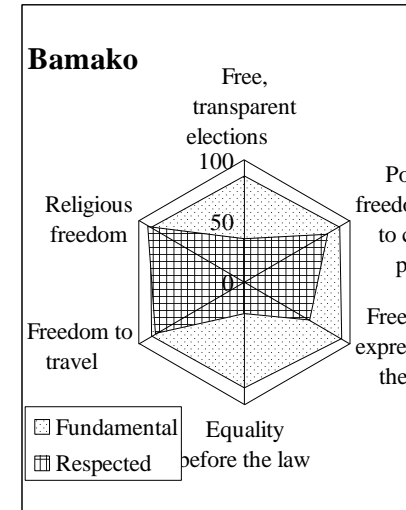
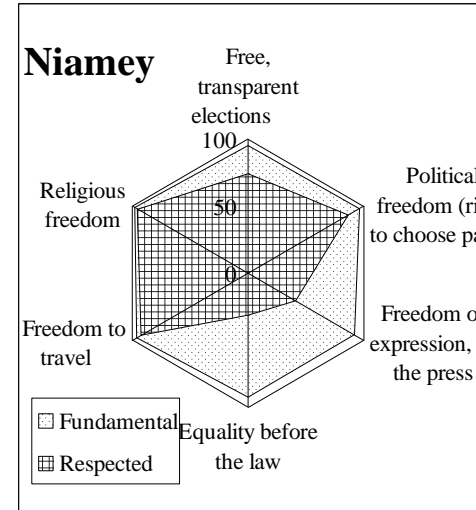
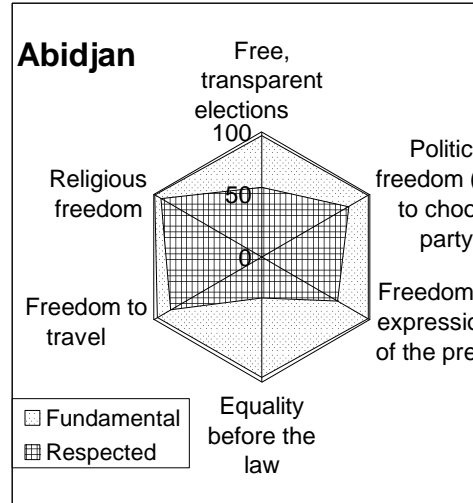
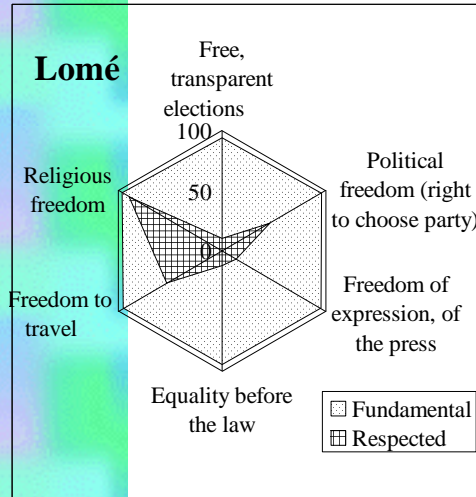
| % | West African countries | | | | | | | Mada | All |
|---|------------------------|--------------|----------|---------|---------|-------|------|---------------|-------------|
| | Coto-nou | Ouaga-dougou | Abid-jan | Bama-ko | Nia-mey | Dakar | Lomé | Antana-narivo | |
| The following characteristics are fundamentals for democracy: | | | | | | | | | |
| Freedom of expression, of the press | 99,3 | 95,5 | 98,3 | 91,5 | 91,7 | 96,8 | 94,8 | 94,8 | 95,3 |
| Equality before the law | 98,8 | 93,6 | 96,5 | 86,6 | 92,7 | 97,8 | 94,6 | 94,6 | 94,4 |
| Political freedom (right to choose party) | 98,3 | 94,5 | 98,3 | 90,1 | 96,0 | 98,2 | 95,7 | 95,7 | 95,9 |
| Free, transparent elections | 98,9 | 94,0 | 97,1 | 87,1 | 95,1 | 98,3 | 94,3 | 94,3 | 94,9 |
| Freedom to travel | 99,1 | 85,9 | 96,4 | 87,9 | 96,3 | 98,4 | 94,8 | 94,8 | 94,2 |
| Religious freedom | 99,0 | 88,3 | 98,8 | 88,8 | 97,5 | 98,6 | 96,4 | 96,4 | 95,5 |
| The six characteristics | 95,7 | 75,5 | 90,9 | 72,5 | 86,5 | 92,8 | 90,2 | 90,2 | 86,8 |

Sources : *Enquêtes 1-2-3*, modules Démocratie, 2001/2003, Instituts Nationaux de la Statistique, AFRISTAT, DIAL, authors calculations.

→ ***Six fundamental characteristics of democracy: unanimously recognized***

Democracy (cont.): Demand vs. Supply (in Sub Saharan Africa)

Measuring the gap between aspirations and effectiveness as regards democratic principles

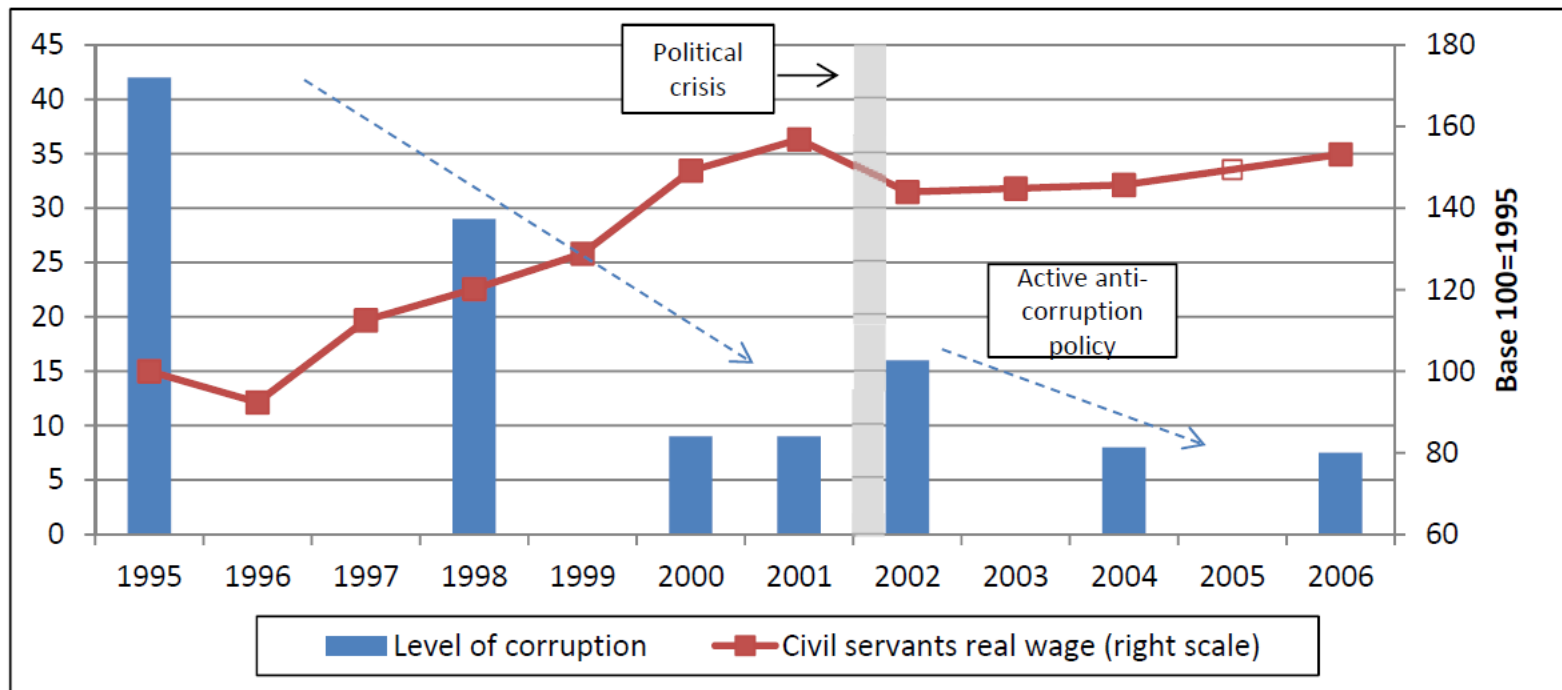


Sources: *Enquêtes 1-2-3*, module Démocratie, 2001/2003, Instituts Nationaux de la Statistique, AFRISTAT, DIAL
 auteurs calculations.

Corruption, crisis and wages (in Madagascar)

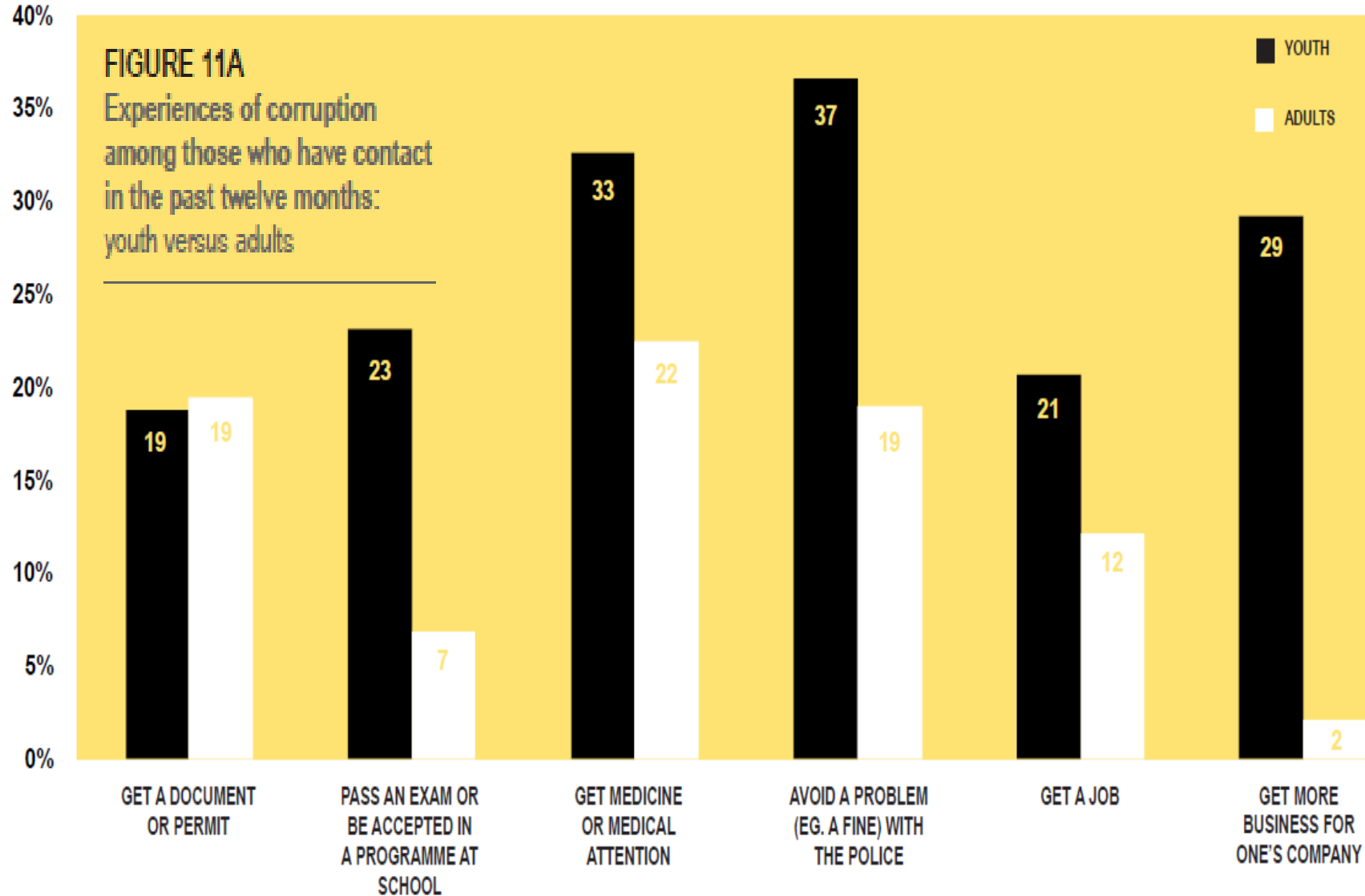
- Improvement of civil servant wages
- Active anti-corruption policy
 - a drop in the incidence of corruption
- Political crisis
 - an increase in the incidence of corruption

Incidence of petty corruption, political and economic conditions



Sources : Razafindrakoto, Roubaud (2008) and 1-2-3 Survey 2002-2006, INSTAT, DIAL, authors calculations.

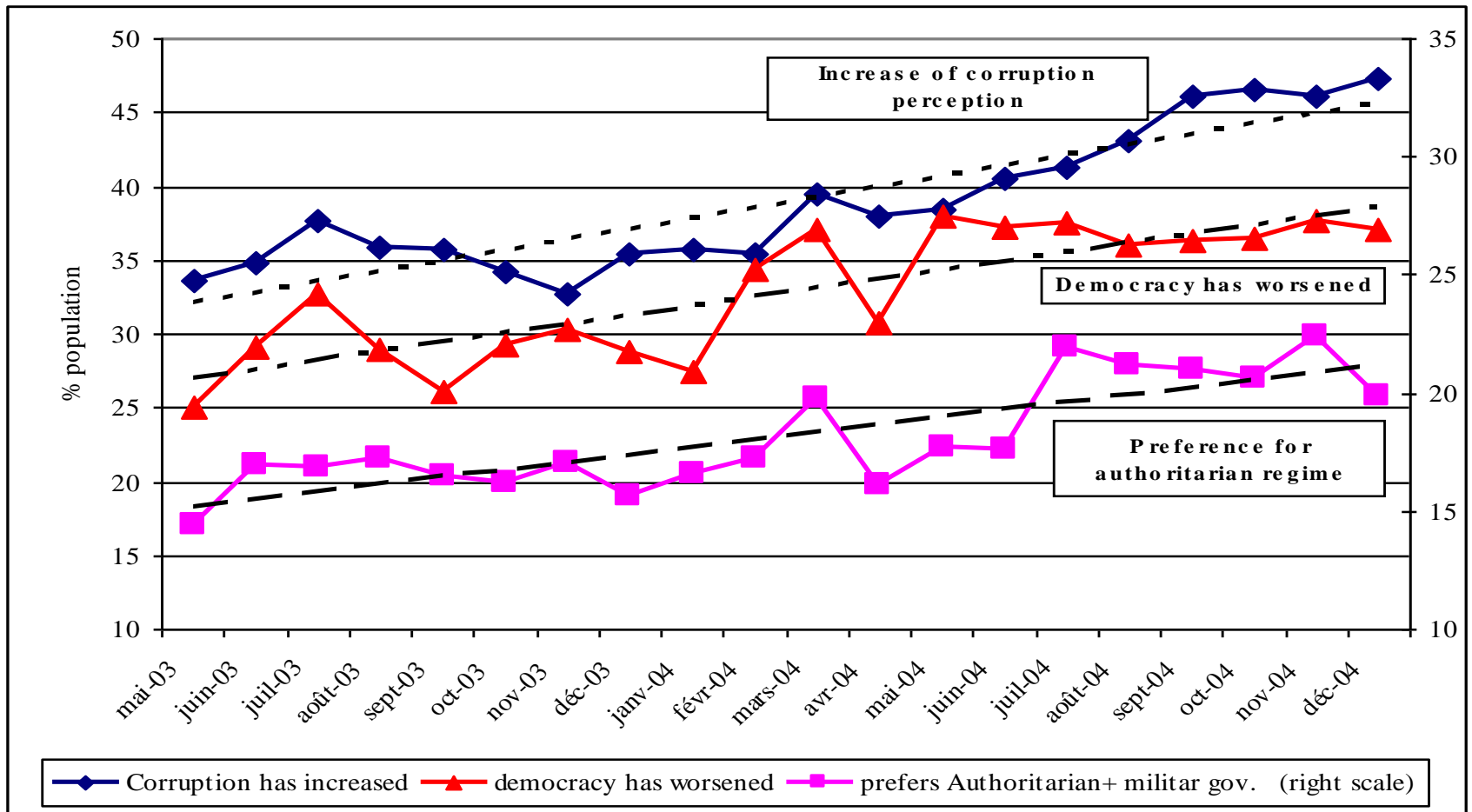
Corruption and Youth (in Vietnam)



Source: Youth Integrity Survey 2010, Vietnam.

Corruption and democracy (in Peru)

Support for democratic regimes weakens as corruption perception increases and democracy performance worsens

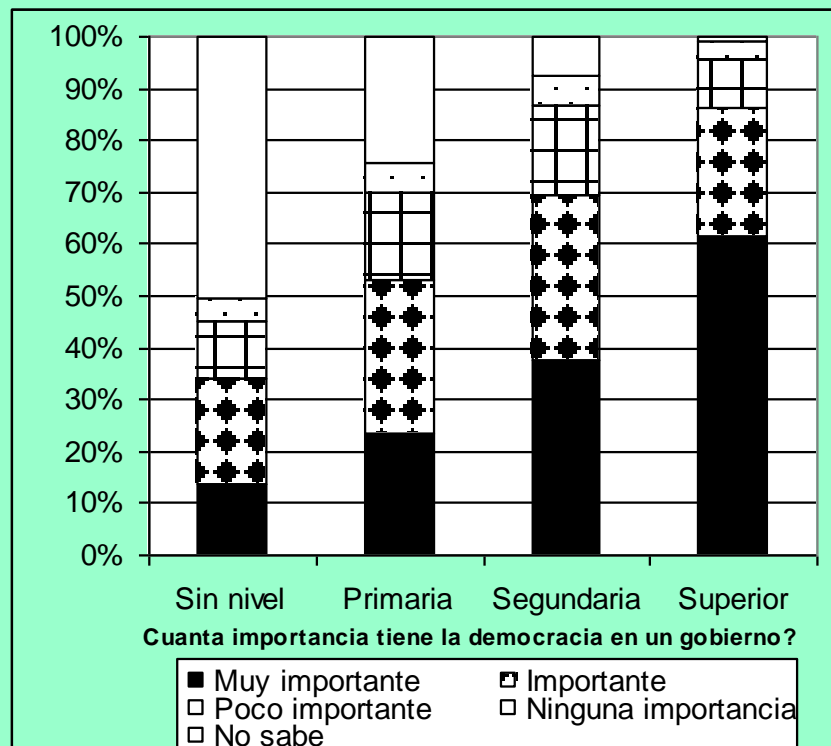


Source: Our estimation based on ENAHO may 2003-december 2004.

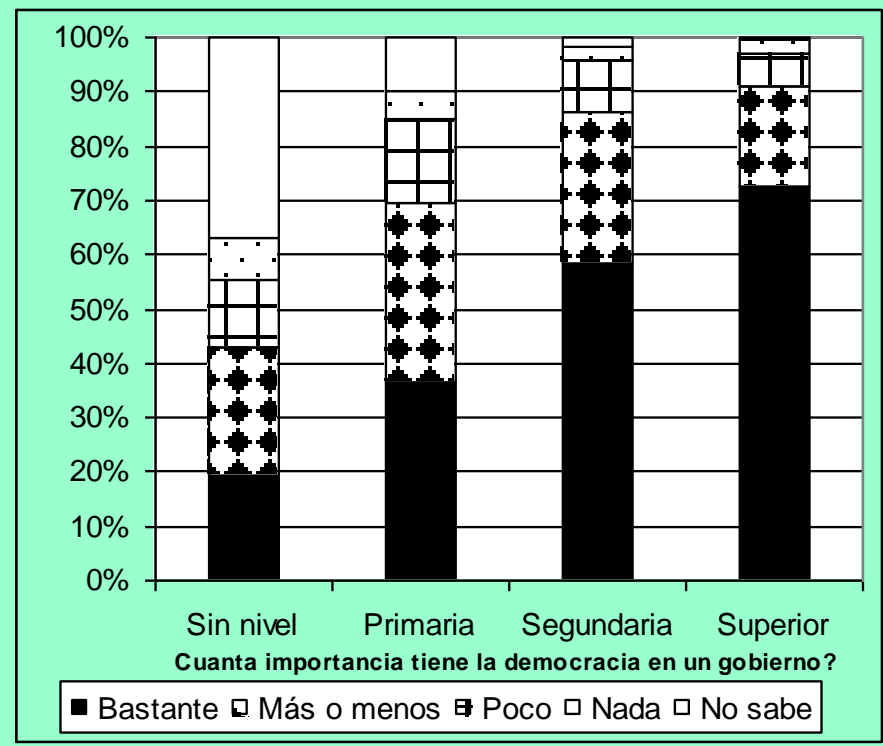
Education and support for democracy (Ecuador, Peru)

Education is important for constructing a democracy (informed citizen)

Ecuador



Peru

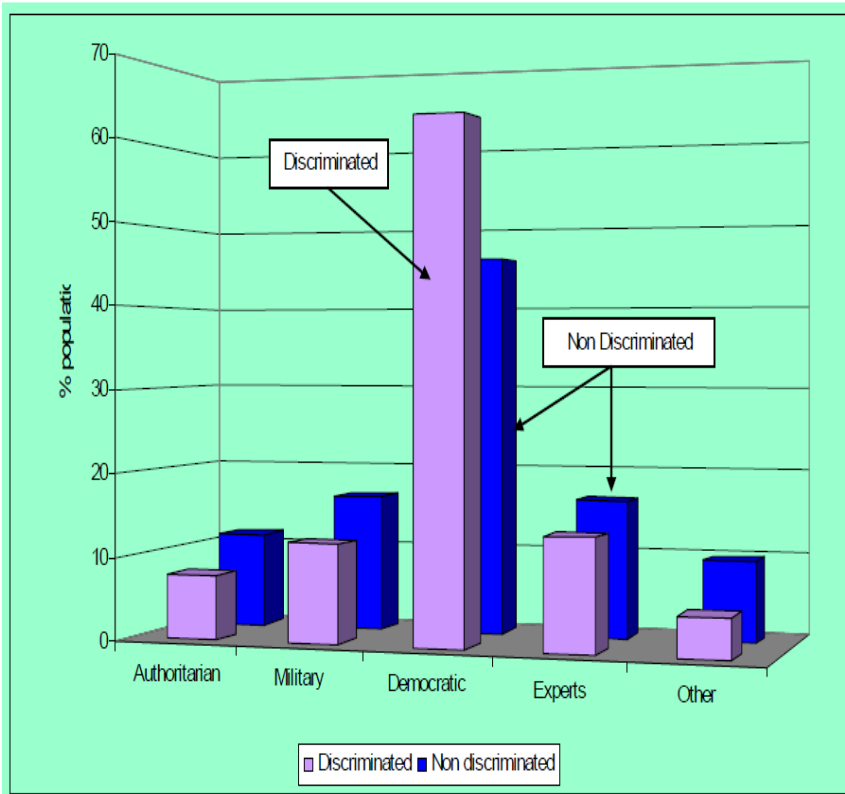


Source: author's calculations based on SIE-ENEMDU-2004, módulo Democracia, INEC, Ecuador; ENAHO 2003-2004 Peru

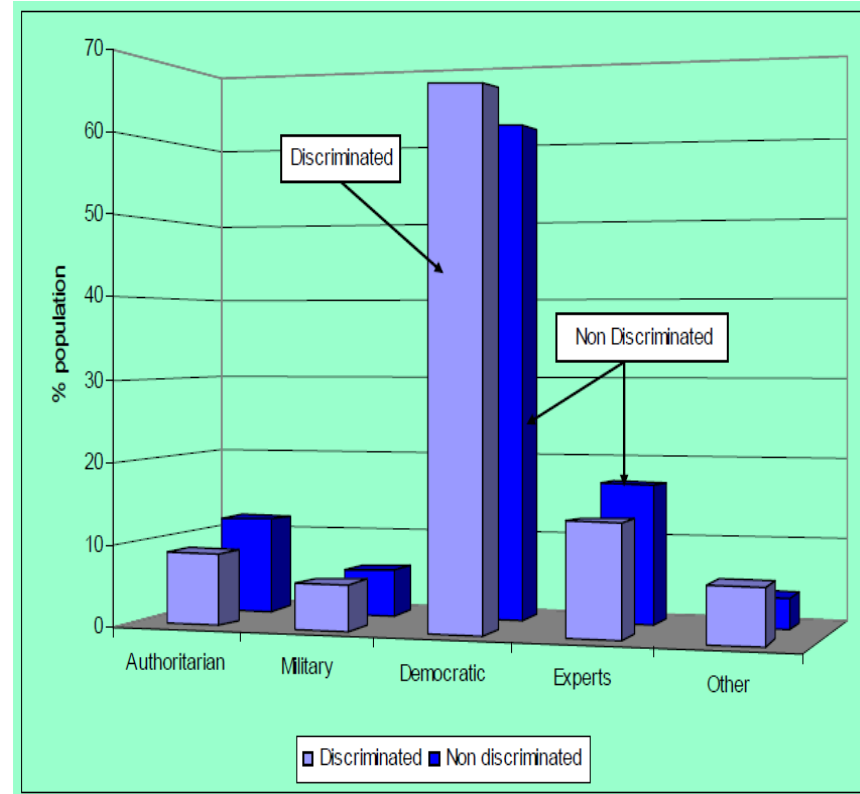
Discrimination and support for democracy (Bolivia, Peru)

Discriminated people have a stronger preferences for democratic regimes

Peru



Bolivia



Source: author's calculations based on Encuesta Continua de Hogares 2004, módulo Democracia, INEC, Bolivia; ENAHO 2003-2004 Peru

Political participation and poverty (in Peru)

The poorest have been excluded from voting in the presidential elections

Vote according to quintiles and poverty

| | <i>% of population who did not vote</i> |
|-----------------|---|
| <i>Not poor</i> | 10.9 |
| <i>Poor</i> | 15.2 |
| <i>I</i> | 19.0 |
| <i>II</i> | 15.4 |
| <i>III</i> | 12.0 |
| <i>IV</i> | 11.4 |
| <i>V</i> | 9.5 |
| <i>Total</i> | 12.9 |

| <i>Why didn't you vote?</i> | <i>Not poor</i> | <i>Poor</i> | <i>Total</i> |
|---|-----------------|-------------|--------------|
| <i>High transportation cost</i> | 2.2 | 3.4 | 2.9 |
| <i>Was far from the polling station</i> | 6.4 | 6.4 | 6.4 |
| <i>Did not have an election card</i> | 33.1 | 50.7 | 42.8 |
| <i>Was not registred</i> | 4.3 | 9.5 | 7.2 |
| <i>To vote is useless</i> | | | |
| <i>Was minor</i> | 2.7 | 1.7 | 2.1 |
| <i>Other</i> | 25.7 | 16.2 | 20.5 |

Authors' own calculations from ENAHO 2002-IV

The global lessons 1: Content

- **Advantages of household sample surveys**

- Transparency of measurement procedures
- Representativeness, precision, robustness
- Quantification
- Comparability of indicators over time.

- **In-depth policy-oriented analyses**

More appropriate than international indicators and aggregates (complementary approach).

- **Both objective** (behaviour, actual experiences) **and subjective information** (perception, satisfaction)

Monitoring and relating the two fundamental dimensions of these phenomena.

- **Socio-economic disaggregation**

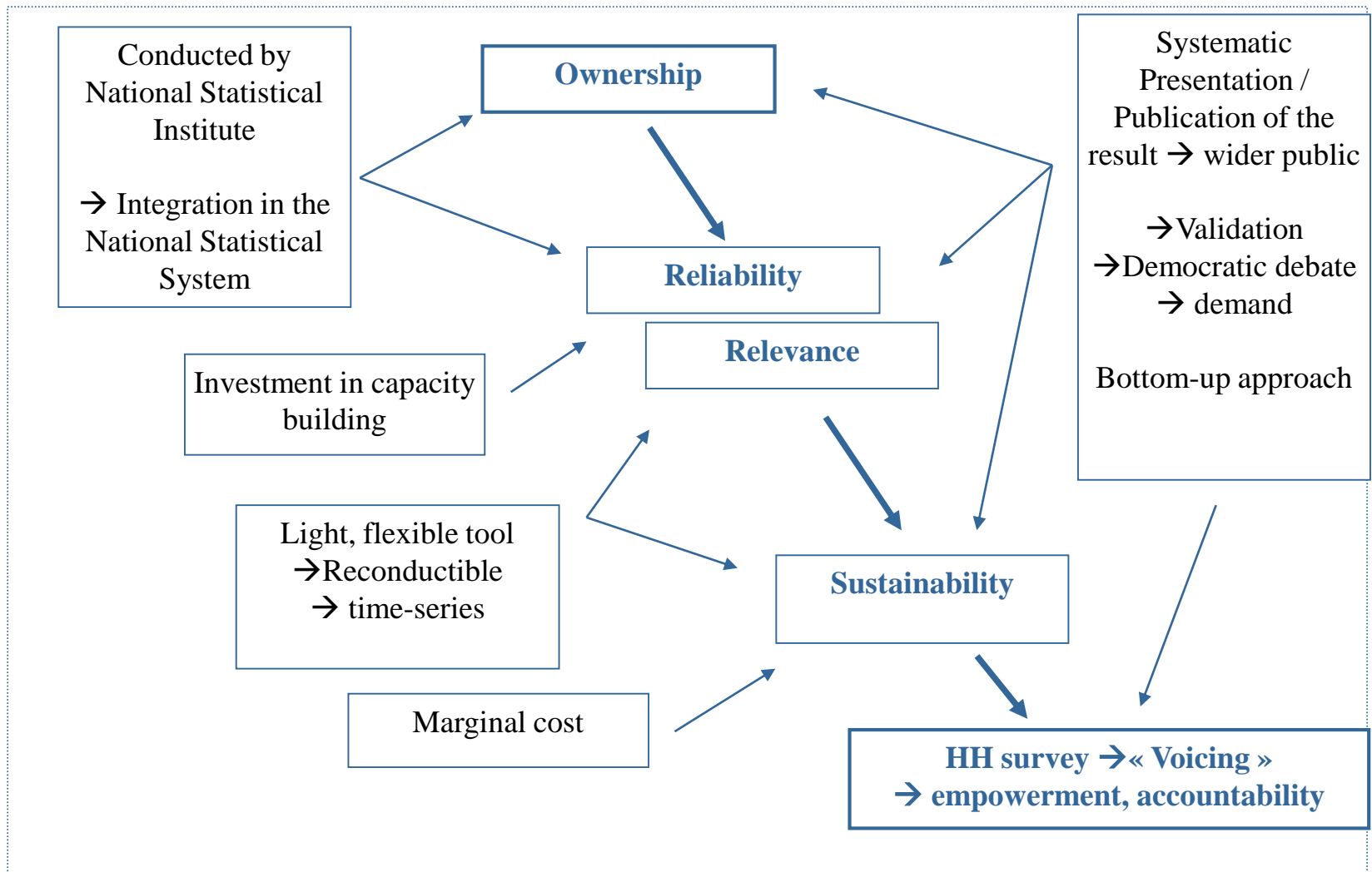
These two dimensions can be combined with traditional variables related to the socio-economic characteristics of individuals and households (gender, income/poverty, occupation, ethnic group, etc.). Possibility to disaggregate information between different population categories (gender, poverty, ethnic groups, discriminated people, etc).

- **Spatial disaggregation** (infra-national representativeness; Benin, Madagascar, Peru, Ecuador)

To produce regional indicators (relevance for piloting decentralization process, assisting local democracy)

- **International comparability**

The global lessons 2: Process



Supply side

Interactions

Demand side

Selected references: acknowledgement by the academia

Razafindrakoto M., Roubaud F. (2005), « Gouvernance, Démocratie et Lutte contre la Pauvreté : Enseignements tirés des *enquêtes 1-2-3* en Afrique francophone », **Statéco** No. 99, pp.117-141.

Razafindrakoto M., Roubaud F. (2006), « Governance, Democracy and Poverty Reduction: Lessons drawn from the *1-2-3 surveys* in francophone Africa”, **African Statistical Journal** Vol. 2, May, pp. 43-82.

Herrera J., Razafindrakoto M., Roubaud F. (2007), « Governance, Democracy and Poverty Reduction: Lessons drawn from household surveys in sub-Saharan Africa and Latin America”, **International Statistical Review**, 75(1), pp.70-95.

Herrera J., Razafindrakoto M., Roubaud F. (2008), « Poverty, Governance and Democratic Participation in Francophone Africa and the Andean Region », **OECD Journal on Development**, Special Issue: Measuring Human Rights and Democratic Governance. Experiences and Lessons from Metagora, Vol.9, No. 2, pp.99-118.

Razafindrakoto M., Roubaud F. (2010), “Are international databases on corruption reliable? A comparison of expert opinions surveys and household surveys in sub-saharan Africa”, **World development**, August, 38(8), pp. 1057-1069.

Chauvet L., Lavallée E., Razafindrakoto M., Roubaud F. (2012), « Gouvernance démocratique dans les pays en développement : DIAL, six ans plus tard », **Dialogue**, No. 34, Avril, pp.2-9.
(published in English, “Democratic Governance in the Developing Countries: DIAL, six years later”, **Dialogue**, No. 34, April, pp.2-9.

website: www.dial.prd.fr

Key Messages from 20 years of experience

I.- Elaborate and Disseminate Democratic Governance Statistics (DGS): Why?

Message 1: Institutionalize DGS as it is done for Economic and Social Statistics

II.- DGS in the Tool Box of Statisticians

Message 2: DG Statistics are as robust than E&S Statistics

III.- If needed and sound: Why DG Statistics are they Underdeveloped?

Message 3: Virtuous circle: Global initiatives to stop self-censorship (NSO)

IV.- Challenges

Who should produce DG Statistics? **Advocacy for Public Statistics (NSOs)**

How to secure Independence? **Build Coalitions through Independent Commission**



Taking stock of past experiences: Two Global initiatives

1. Governance, Peace & Security Statistics (STG#1 of the SHaSA)
(see Marie Laberge presentation)

2. The Praia City Group on GPS Statistics

Conclusion

Developing Democratic Governance statistics (cf. the two initiatives) will make the difference in three respects:

- **Pushing further the frontiers of statistics**
- **Promoting democratic governance** in LDCs and over the world
- **Reverting the usual North-South methodological transfers to South-North**, and in particular Africa-rest of the world

Development of Democratic Governance statistics is:

- **not a question of supply** (methodologies are sound and robust)
- **not a question of demand** (most demanded statistics)
- **but a question of political economy** (vested interests)
 - *A unique opportunity to catch*
 - *Let's get up, stand up, stand up for our duty*

Conclusion (...)

I have a dream...

For the first time, methodological transfers will not follow the traditional route from the North to the South, but could flow from the South to irrigate the North!

The **Appeal of May 25th 2005**, launched from Paris – METAGORA (extracts)

“...If someone in this room, or someone hearing us now elsewhere in the world – either a representent of a NSO from a Northern country or a donor- is wishing to realize this survey or to fund such an Initiative, please contact us. Your contribution will not only be a big step forwards for statistics, but also one giant leap for mankind, for promoting more balanced relations between rich and poor countries...”

THANK YOU



END

<http://www.dial.prd.fr> (national, regional GPS reports...)