

Victims of Crime Survey (VOCS 2011)



Contents

1. Introduction

2. Methodology

3. VOCS questionnaire

Selected Results:

- Public perceptions about crime and safety
- Feelings of safety
- Perceptions about the police

4. Limitations

5. Learning experiences

6. Moving forward

Introduction

- The first Victims of Crime survey (VOCS) in South Africa (SA) was conducted by Statistics South Africa (Stats SA) in 1998. The Institute for Security Studies (ISS) conducted the 2003 and 2007 versions of the VOCS
- The 'new' Victims of Crime Survey (VOCS) series is countrywide annually household-based, large sample survey

Objectives of VOCS are to determine:

- The nature, extent and patterns of crime in South Africa, from the victim's perspective
- Victim risk and victim proneness, so as to inform the development of crime prevention and public education programmes
- People's perceptions of services provided by the police and the courts as components of the criminal justice system

National Development Plan



Responsibility of Statistics South Africa

The survey has now become:

- Institutionalised
- Standardised
- Regularised

Methodology

Target population: Private households and resident worker hostels in all 9 provinces

Sample: Systematic random cluster sample of 29 754 households

Survey period: January to March 2011

Reference period: January to December 2010

Data collection method: Face to face

Individuals to be interviewed: Most recent
Birthday selection

Unit of data analysis: Household and persons
aged 16 or older



Victims of Crime Survey 2012

A: Particulars of the dwelling				Unique No.																	
A1: PSU Number				D: Survey period				1 2 0 1 2													
A2: Assignment Number				E: Response details																	
A3: Dwelling Unit Number				Visit No.	Date actual				Result Code	Next visit (planned)											
A4: Physical ID of the Dwelling Unit/Household					d	d	m	m	y	y	y	y		d	d	m	m	y	y	y	y
				1																	
				2																	
				3																	
				4																	
A5: Telephone number of enumerated household				E2: Final result code																	
				E3: Comments and full details for result codes 2-11																	
A6: Total number of persons in household																					
A7: Questionnaire number of this household																					
B: Households at the selected dwelling unit																					
B1: Household number for this household																					
B2: Total number of households at selected dwelling																					
C: Field staff																					
C1: Survey Officer name		Persal Number		d	d	m	m	y	y	y	y										
C2: DSC name		Persal Number		d	d	m	m	y	y	y	y										
C3: PQM name		Persal Number		d	d	m	m	y	y	y	y										

RESULT CODES			
01	Completed	07	Listing error
02	Non-contact	08	Demolished
03	Refused	09	Change of status
04	Partly completed	10	Other non-response
05	No usable information	11	End at Question B
06	Vacant/unoccupied DU		

SECTION 10 : EXPERIENCE OF HOUSEHOLD CRIME

READ OUT: Having asked in general about your perceptions of crime, I would like to ask you about your experiences of crime over the past five years, and in particular, within the past twelve months. I am going to read out a list of crimes, and I would like you to tell me if you or any member of your household have been a victim of any of these crimes in the past five years, and then in the past twelve months.

10.0	Type of Crime	Between January 2007 - December 2011 has any member of the household experienced [.....]		Between January 2011 - December 2011 has any member of the household experienced [.....]. If yes, how many times? <i>Write 00 if none</i>	How many in 2011 were successful	When did the most recent <u>successful</u> incident occur in 2011?		If <u>successful in the past 12 months</u> , then go to SKIP PATTERN INSTRUCTIONS
		Yes	No			Month	Year	
A	Theft of car	<input type="checkbox"/> 1	<input type="checkbox"/> 2	<input type="checkbox"/> <input type="checkbox"/>	<input type="checkbox"/> <input type="checkbox"/>	<input type="checkbox"/> <input type="checkbox"/>	<input type="checkbox"/> <input type="checkbox"/> <input type="checkbox"/> <input type="checkbox"/>	Section 11, Page 16
B	Housebreakings / burglary <i>(when there was no contact between victim and perpetrator)</i>	<input type="checkbox"/> 1	<input type="checkbox"/> 2	<input type="checkbox"/> <input type="checkbox"/>	<input type="checkbox"/> <input type="checkbox"/>	<input type="checkbox"/> <input type="checkbox"/>	<input type="checkbox"/> <input type="checkbox"/> <input type="checkbox"/> <input type="checkbox"/>	Section 12, Page 18
C	Home Robbery (incl. robbery often around or inside the household's dwelling)	<input type="checkbox"/> 1	<input type="checkbox"/> 2	<input type="checkbox"/> <input type="checkbox"/>	<input type="checkbox"/> <input type="checkbox"/>	<input type="checkbox"/> <input type="checkbox"/>	<input type="checkbox"/> <input type="checkbox"/> <input type="checkbox"/> <input type="checkbox"/>	Section 13, Page 21
D	Theft of livestock/poultry and other animals	<input type="checkbox"/> 1	<input type="checkbox"/> 2	<input type="checkbox"/> <input type="checkbox"/>	<input type="checkbox"/> <input type="checkbox"/>	<input type="checkbox"/> <input type="checkbox"/>	<input type="checkbox"/> <input type="checkbox"/> <input type="checkbox"/> <input type="checkbox"/>	Section 14, Page 24
E	Theft of crops planted by the household	<input type="checkbox"/> 1	<input type="checkbox"/> 2	<input type="checkbox"/> <input type="checkbox"/>	<input type="checkbox"/> <input type="checkbox"/>	<input type="checkbox"/> <input type="checkbox"/>	<input type="checkbox"/> <input type="checkbox"/> <input type="checkbox"/> <input type="checkbox"/>	Section 15, Page 27
F	Murder	<input type="checkbox"/> 1	<input type="checkbox"/> 2	<input type="checkbox"/> <input type="checkbox"/>	<input type="checkbox"/> <input type="checkbox"/>	<input type="checkbox"/> <input type="checkbox"/>	<input type="checkbox"/> <input type="checkbox"/> <input type="checkbox"/> <input type="checkbox"/>	Section 16, Page 30
G	Theft out of motor vehicle	<input type="checkbox"/> 1	<input type="checkbox"/> 2	<input type="checkbox"/> <input type="checkbox"/>	<input type="checkbox"/> <input type="checkbox"/>	<input type="checkbox"/> <input type="checkbox"/>	<input type="checkbox"/> <input type="checkbox"/> <input type="checkbox"/> <input type="checkbox"/>	Section 17, Page 33
H	Deliberate damaging/burning/ destruction of dwellings	<input type="checkbox"/> 1	<input type="checkbox"/> 2	<input type="checkbox"/> <input type="checkbox"/>	<input type="checkbox"/> <input type="checkbox"/>	<input type="checkbox"/> <input type="checkbox"/>	<input type="checkbox"/> <input type="checkbox"/> <input type="checkbox"/> <input type="checkbox"/>	Section 18, Page 36
I	Motor vehicle vandalism/ deliberate damage of motor vehicle	<input type="checkbox"/> 1	<input type="checkbox"/> 2	<input type="checkbox"/> <input type="checkbox"/>	<input type="checkbox"/> <input type="checkbox"/>	<input type="checkbox"/> <input type="checkbox"/>	<input type="checkbox"/> <input type="checkbox"/> <input type="checkbox"/> <input type="checkbox"/>	Section 19, Page 38
J	Theft of bicycle	<input type="checkbox"/> 1	<input type="checkbox"/> 2	<input type="checkbox"/> <input type="checkbox"/>	<input type="checkbox"/> <input type="checkbox"/>	<input type="checkbox"/> <input type="checkbox"/>	<input type="checkbox"/> <input type="checkbox"/> <input type="checkbox"/> <input type="checkbox"/>	Section 20, Page 40
K	Other (specify)	<input type="checkbox"/> 1	<input type="checkbox"/> 2	<input type="checkbox"/> <input type="checkbox"/>	<input type="checkbox"/> <input type="checkbox"/>	<input type="checkbox"/> <input type="checkbox"/>	<input type="checkbox"/> <input type="checkbox"/> <input type="checkbox"/> <input type="checkbox"/>	

If the household has not been affected by the listed crimes during 2011, then go to Section 21 on page 43.

SECTION 21 : EXPERIENCE OF INDIVIDUAL CRIME

READ OUT: Having asked household crime, I would like to ask you about your personal experiences of crime over the past five years, and in particular, within the past twelve months. I am going to read out a list of crimes, and I would like you to tell me if you have been a victim of any of these crimes in the past five years, and then in the past twelve months.

21.1	Type of Crime	Between January 2007 - December 2011 did you experience [.....]		Between January 2011 - December 2011 did you experience [.....]. If yes, how many times?	How many in 2011 were successful	When did the most recent <u>successful</u> incident occur in 2011?		If <u>successful in the past 12 months</u> , then go to SKIP PATTERN INSTRUCTIONS
		Yes	No	Write 00 if none		Month	Year	
A	Theft of personal property (including pick pocketing and bag snatching)	<input type="checkbox"/> 1	<input type="checkbox"/> 2	<input type="text"/> <input type="text"/>	<input type="text"/> <input type="text"/>	<input type="text"/> <input type="text"/>	<input type="text"/> <input type="text"/> <input type="text"/> <input type="text"/>	Section 22, Page 44
B	Hijacking of car (incl. attempted hijacking)	<input type="checkbox"/> 1	<input type="checkbox"/> 2	<input type="text"/> <input type="text"/>	<input type="text"/> <input type="text"/>	<input type="text"/> <input type="text"/>	<input type="text"/> <input type="text"/> <input type="text"/> <input type="text"/>	Section 23, Page 47
C	Robbery (excl. home robbery and car/truck hijackings)	<input type="checkbox"/> 1	<input type="checkbox"/> 2	<input type="text"/> <input type="text"/>	<input type="text"/> <input type="text"/>	<input type="text"/> <input type="text"/>	<input type="text"/> <input type="text"/> <input type="text"/> <input type="text"/>	Section 24, Page 50
D	Assault	<input type="checkbox"/> 1	<input type="checkbox"/> 2	<input type="text"/> <input type="text"/>	<input type="text"/> <input type="text"/>	<input type="text"/> <input type="text"/>	<input type="text"/> <input type="text"/> <input type="text"/> <input type="text"/>	Section 25, Page 53
E	Sexual Offence (incl. Rape)	<input type="checkbox"/> 1	<input type="checkbox"/> 2	<input type="text"/> <input type="text"/>	<input type="text"/> <input type="text"/>	<input type="text"/> <input type="text"/>	<input type="text"/> <input type="text"/> <input type="text"/> <input type="text"/>	Section 26, Page 56
F	Consumer Fraud	<input type="checkbox"/> 1	<input type="checkbox"/> 2	<input type="text"/> <input type="text"/>	<input type="text"/> <input type="text"/>	<input type="text"/> <input type="text"/>	<input type="text"/> <input type="text"/> <input type="text"/> <input type="text"/>	Section 27, Page 59

If the selected person has not been affected by the listed crime during 2011, then **END THE INTERVIEW.**

SURVEY OFFICER TO ANSWER QUESTIONS BELOW

21.2	Indicate the person number of the selected person who answered questions in Section 21 to Section 27.	<input type="text"/> <input type="text"/>
21.3	Indicate the age of the selected person who answered questions in Section 21 to Section 27.	<input type="text"/> <input type="text"/> <input type="text"/>
21.4	Indicate the final result code for Section 21 to Section 27.	<input type="text"/> <input type="text"/>

VOCS questionnaire

Based on the International Crime Victim Survey (ICVS), previous VOCS questionnaires and extensive stakeholder consultation

Themes:

- Socio and demographic information
- The public response to crime
- Public perceptions about safety
- Victim support and other interventions
- The public's perception on Criminal Justice System
- Victimization level (Households and individual crimes)

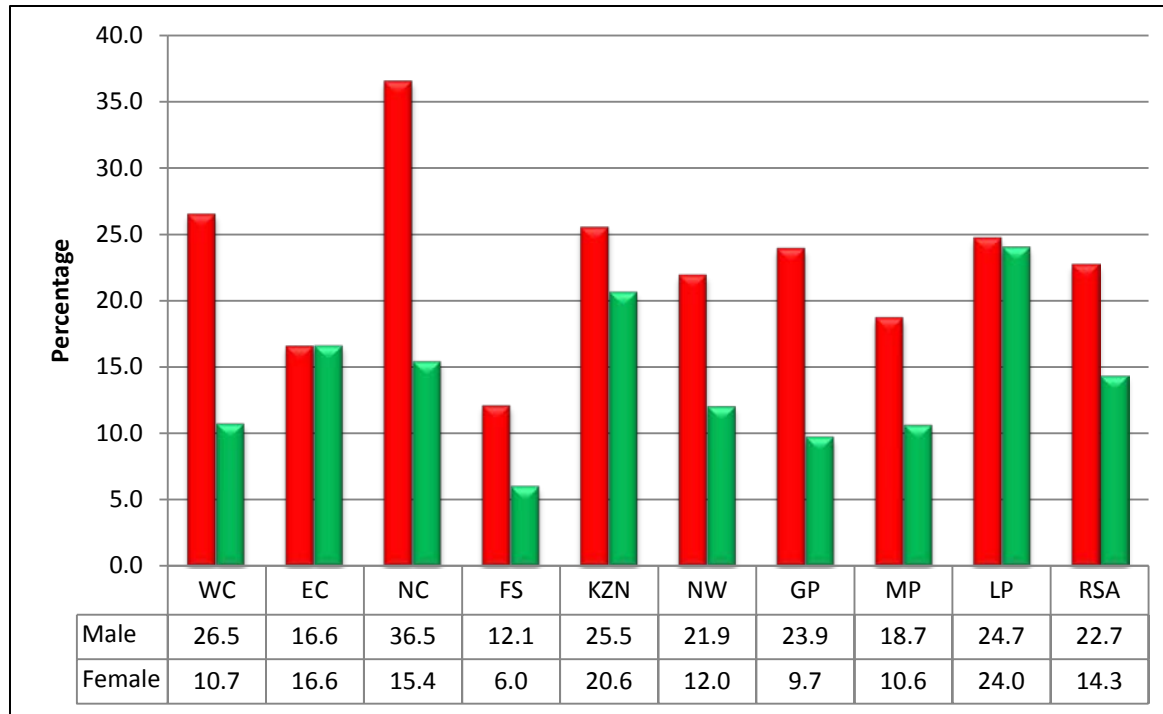
PERCEPTIONS ABOUT CRIME AND SAFETY IN THE AREA OF RESIDENCE

Household perceptions of top six crimes most common and feared in South Africa, 2010

	Most common crimes	Crime feared most
Housebreaking/burglary	53,0	50,2
Home robbery	49,7	50,4
Street robbery	40,9	39,7
Pick-pocketing or bag-snatching	28,5	26,5
Assault (incl. domestic violence)	21,0	20,6
Murder	16,7	34,1

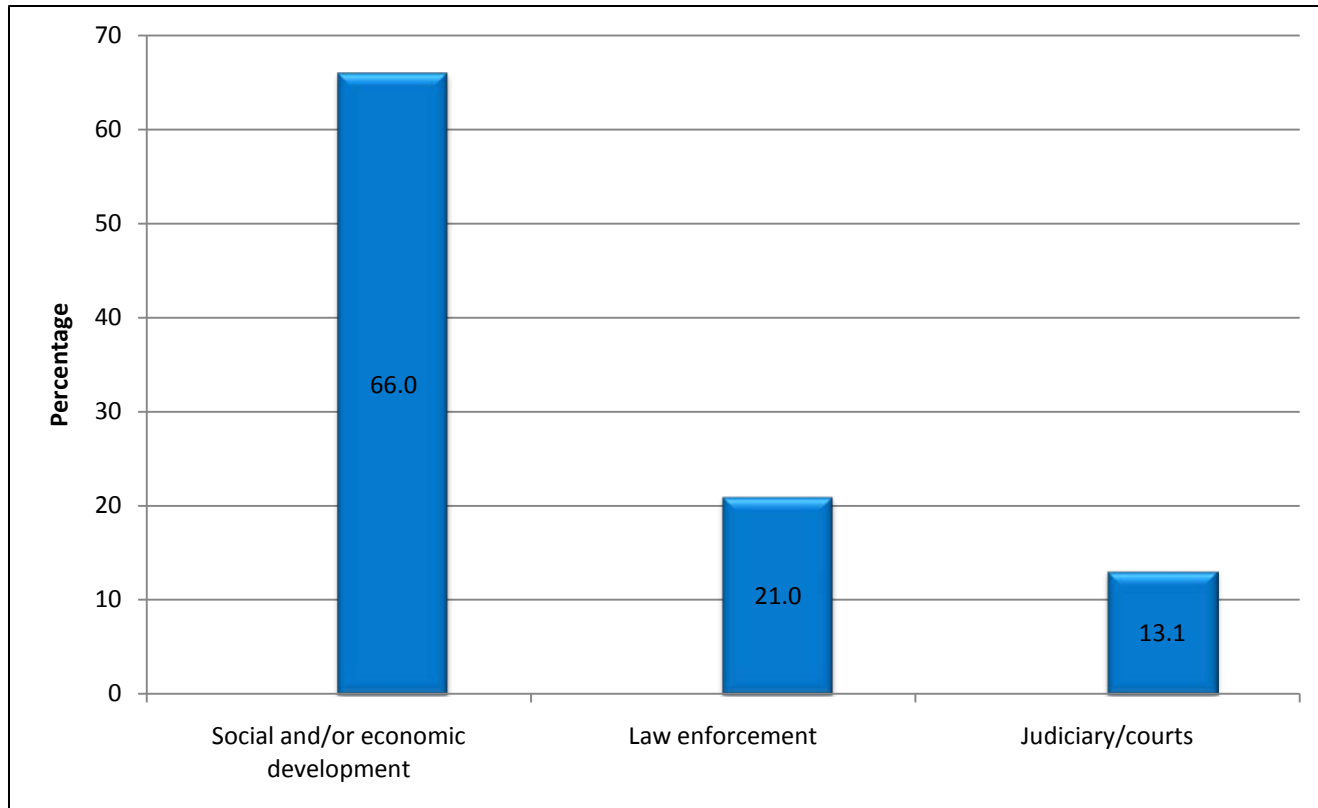
- 53,0% of households perceived housebreaking as the most common crime followed by Home robbery (49,7%), street robbery (40,9%) and pick-pocketing (28,5%)
- The same trends can be observed for crimes that are feared with the exception of murder.

Percentage of households who feel safe walking alone in their area when it is dark by province and gender of the head of the household, 2010



- 22,7% of male headed households felt safe walking alone in their area when it is dark as compared to 14,3% of female head of households
- Northern Cape had the highest percentage (36,5%) of male headed households that felt safe walking alone at night, followed by the Western Cape with 26,5% and KwaZulu-Natal (25,5%)

Views of households on where government should spend money in order to reduce crime (per cent), 2010



VICTIM SUPPORT SERVICES

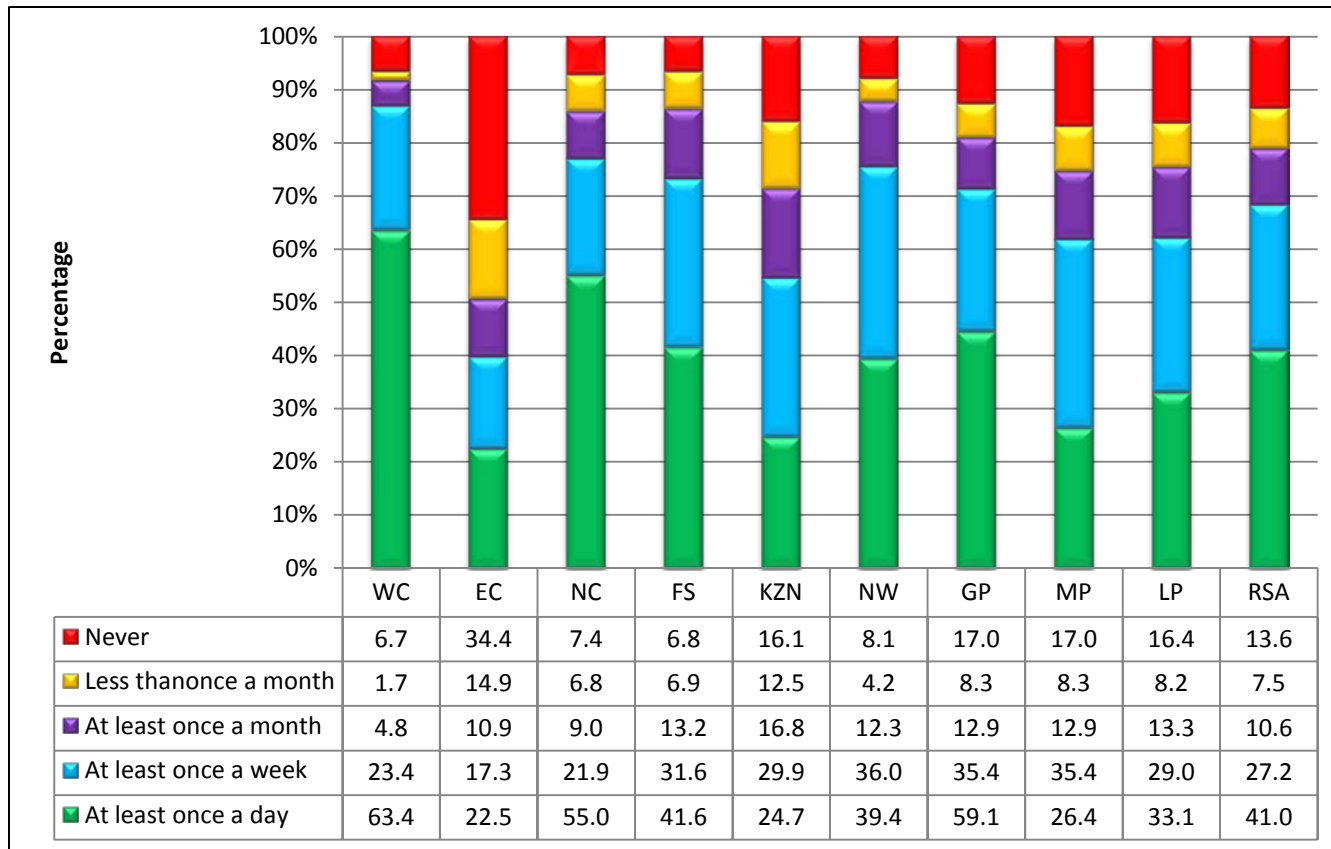
Percentage of households who knew where to take someone to access selected services if he/she was a victim of crime, 2010

Medical Services: 90,5%

Counselling services: 53,0%

Shelter and place of safety: 16,7%

Frequency with which police is seen in uniform and on duty in area of residence, per province, 2010



- 41% see a police officer patrolling at least once a day
- The Western Cape (63,4%) had the highest rate of police patrolling, followed by Gauteng (59,1%) and Northern Cape (55,0%)

Travel time to nearest police station using usual mode of transport

Travel time:

Less than 30 minutes: 66,4%

30-60 minutes: 24,9%

60 – 120 minutes: 7,2%

>120 minutes: 1,5%

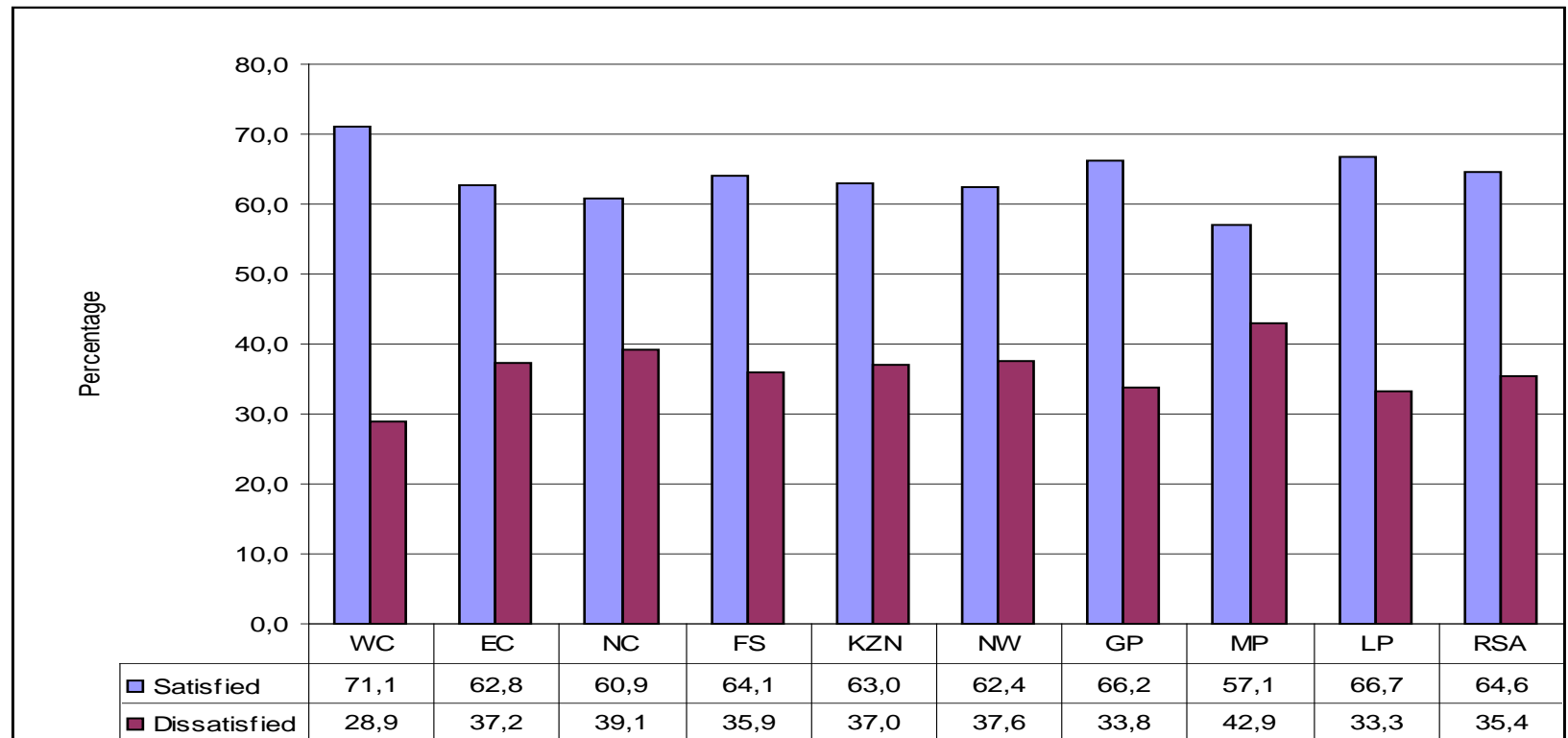
Provinces with highest percentages with travel times of 60 minutes or more:

Eastern Cape: 15,6%

KwaZulu Natal: 14,4%

Limpopo: 12,3%

Percentage of households who were satisfied with the police in their area by province, 2010



- 64,6% of households were satisfied with the way the police dealt with the crime in their area
- In the Western Cape (71,1%), Limpopo (66,7%) and Gauteng (66,2%) satisfaction levels were highest

Limitations

- Survey may also be subject to undercounting particularly for incidents of a sensitive nature (e.g. Sexual offences)
- The accuracy of statistics in surveys influenced by the ability of respondents to recall past victimisations
- The current survey do not make provision for recording certain types of crime (such as child abuse and victims against women)
- Difficulties gaining access to households, particularly in high-income areas, and cultural considerations despite publicity and letter of Stats SA

Learning experiences

- Child protection act versus Statistics Act
- Classifications used in the questionnaire needs to be as close as possible to administrative record classification.
- The use of so called household crimes increase response rates on those crimes. However, it is not yet clear what the margin of error on proxy responses are.
- Weighting of randomly selected person crimes needs to be refined.



Moving forward



Moving Forward

2012/2013

- Expand and refine module on corruption. Increase standardisation of classification.

2013/2014

- Start business victimisation survey.
- Small area estimates

2014/2015

- Joint publication between SAPS and StatsSA of administrative crime data and victimisation data.

2015/2016

- Crimes against children module/survey.

THANK YOU

[HTTP://WWW.STATSSA.GOV.ZA/PUBLICATIONS/P0341/P03412011.PDF](http://www.statssa.gov.za/publications/P0341/P03412011.pdf)

 Statistics
South Africa



your leading partner in quality statistics

